









**Shade: shrubs**  
for NO DEER areas

**CLICK TO TAKE THE QUIZ AGAIN → [www.solomonsgardens.net/quiz](http://www.solomonsgardens.net/quiz)**



Plant Name	Height & Spread	Evergreen or Deciduous	Description	Photo
<p><b>Spirea 'Limemound'</b> <i>Spiraea japonica</i> 'Limemound'</p> 	<p>24-30 inches tall 2-3 feet wide</p>	<p>Deciduous  Hardy to minus 30 degrees</p>	<p>Lime-yellow foliage gets even brighter in fall. Flat pink flowers in summer</p>	
<p><b>Japanese Andromeda (Pieris)</b> <i>Pieris japonica</i></p>	<p>2-3 feet tall 2-3 feet wide  *more compact versions grow to 1-2 feet tall/wide and larger varieties can grow up to 5+ feet</p>	<p>Evergreen  Hardy to 0 degrees</p>	<p>Unique mounding shrub with green and/or variegated foliage. New growth emerges bright red. Clusters of dangling white or pink bell flowers in spring.</p>	
<p><b>Winter Daphne</b> <i>Daphne odora</i></p> 	<p>3-4 feet tall 2-4 feet wide</p>	<p>Evergreen  Hardy to 15 degrees</p>	<p>Mounding shrub with year-round interest. Light or dark green leaves have white edges. Rounded clusters of very fragrant, white-pink flowers in winter and early spring. Can be touchy – don't always take replanting well.</p>	



<p><b>Sweetbox</b> <i>Sarcococca ruscifolia</i></p> 	<p>3-4 feet tall 3-4 feet wide</p>	<p>Evergreen</p> <p>Hardy to 5 degrees</p>	<p>Compact shrub with glossy, oval-shaped leaves. Spring brings tiny white flowers that are very fragrant. Red berries follow flowers.</p>	
<p><b>Azalea</b> <i>Azalea rutherfordiana</i></p> 	<p>3-5 feet tall 3-5 feet wide</p>	<p>Evergreen</p> <p>Hardy to 20 degrees</p>	<p>Dense, lush, green foliage year-round. Large, showy flowers in spring can be red, shades of pink, or white.</p>	
<p><b>Gardenia</b> <i>Gardenia</i></p>	<p>3-5 feet tall 3-5 feet</p> <p>*dwarf varieties grow to about 1 foot tall and 2-3 feet wide</p>	<p>Evergreen</p> <p>Hardy to 25 degrees</p>	<p>Shiny dark green foliage year-round. Intensely fragrant white flowers in summer. Long-blooming. <i>May need protection to avoid burning during cold winters.</i></p>	
<p><b>Rhododendron</b> <i>Rhododendron</i></p>	<p>3-5 feet tall 3-5 feet wide</p> <p>*there are both dwarf varieties as small as 1-2 feet and large varieties as big as 10+ feet</p>	<p>Evergreen</p> <p>Hardy to 0 degrees</p>	<p>Dense, bushy shrub with green leaves. Large, showy flowers in spring can be red, pink, purple, yellow, or white.</p>	



<p><b>Golden Barberry</b> <i>Berberis thunbergii</i> 'Aurea'</p> 	<p>3-5 feet tall 3-5 feet wide</p> <p>*dwarf variety grows 2-3 feet tall/wide</p>	<p>Deciduous</p> <p>Hardy to minus 20 degrees</p>	<p>Golden yellow leaves on thorny stems. Tiny, pale yellow flowers in spring become glossy red berries in fall.</p>	
<p><b>Hydrangea</b> <i>Hydrangea</i></p>	<p>3-5 feet tall 3-6 feet wide</p>	<p>Deciduous</p> <p>Hardy to 0 degrees</p>	<p>Large, almost heart-shaped green leaves. Huge, showy balls of flowers cover the plant in summer. Flowers can be white, blue, or pink. Acidity in the soil can change flower color.</p>	
<p><b>Sundance Mock Orange</b> <i>Choisya ternata</i> 'Sundance'</p> 	<p>3-6 feet tall 3-6 feet wide</p>	<p>Evergreen</p> <p>Hardy to 15 degrees</p>	<p>Rounded shrub with narrow chartreuse-yellow leaves. Fragrant, white flower clusters starting in late spring.</p>	

<p><b>Chinese Fringe Flower</b> <i>Loropetalum chinensis</i></p> 	<p>4-6 feet tall 4-6 feet wide</p>	<p>Evergreen</p> <p>Hardy to 20 degrees</p>	<p>Colorful shrub with year-round interest. Can have green or purple leaves. Masses of finger-like fringe flowers in spring. Flowers can be white, hot pink, or almost red.</p> <p><i>Leaves may burn in extreme cold.</i></p>	
---	--	---	--	---






→ this symbol indicates plants that can survive drought once established. It takes 1-2 years of regular watering for a plant to be fully established. In general, plants will look better with regular water, but drought-tolerant plants can survive times when water is not available.

Scroll down for California Native ideas!



# California Native Options ↓

CLICK TO TAKE THE QUIZ AGAIN → [www.solomonsgardens.net/quiz](http://www.solomonsgardens.net/quiz)

Plant Name	Height & Spread	Evergreen or Deciduous	Description	Photo
<p><b>Western Azalea</b> <i>Rhododendron occidentale</i></p>	<p>3-6 feet tall 3-6 feet wide</p>	<p>Deciduous  Hardy to 15 degrees</p>	<p>Deep green leaves and narrow, deeply veined, and new growth may be purplish. Large, ruffled spring blooms are mostly white but with touches of pink, orange, and yellow.</p>	
<p><b>Western Spirea</b> <i>Spiraea douglasii</i></p> <p>(similar option is 'Mountain Spirea', <i>Spiraea densiflora</i>)</p>	<p>4-6 feet tall 3-6 feet wide</p>	<p>Deciduous  Hardy to 0 degrees</p>	<p>Clump-forming shrub with narrowly oblong green leaves. Showy pink flower spikes in early summer.</p>	
<p><b>Oregon Grape</b> <i>Mahonia aquifolium</i></p> 	<p>6-8 feet tall 3-5 feet wide</p>	<p>Evergreen  Hardy to 0 degrees or below</p>	<p>Leathery, holly-like leaves emerge red and age to a dark green, and turn dark burgundy in winter. Bright yellow flower clusters in spring become blue berries in fall. Berries are edible but tart, so best made into a jam.</p>	