



























Plant Name	Height & Spread	Evergreen or Deciduous	Description	Photo
<p><b>Non-Dwarf Boxwood</b> <i>Buxus</i></p> 	<p>4-6 feet tall 4-5 feet wide</p>	<p>Evergreen</p> <p>Hardy to minus 10 degrees</p>	<p>Slow-growing, very shapeable shrub with dense dark green or variegated foliage. Insignificant yellow flowers in spring. Many varieties to choose from.</p> <p><b>Deer rating: 10/10</b></p>	
<p><b>Evergreen Barberry</b> <i>Berberis 'Ace Wilsonii', &amp; 'William Penn'</i></p>  	<p>3-5 feet tall 3-5 feet wide</p>	<p>Evergreen</p> <p>Hardy to 0 degrees</p>	<p>Thorny branches. May change colors throughout the year. Bright yellow flowers in spring.</p> <p><b>Deer rating: 9/10</b></p>	
<p><b>Fruitland Silverberry</b> <i>Elaeagnus pungens 'Fruitlandii'</i></p>  	<p>6-10 feet tall 6-10 feet wide</p> <p>*'Gilt Edge' variety grows slightly smaller and has <b>yellow variegation</b></p>	<p>Evergreen</p> <p>Hardy to 10 degrees</p>	<p>Fast-growing, big and beautiful shrub. Silvery-green foliage and small, fragrant, creamy-white flowers in fall.</p> <p><b>Deer rating: 9/10</b></p>	
<p><b>Holly Osmanthus</b> <i>Osmanthus heterophyllus</i></p> <p>(Moderately drought-tolerant once established)</p> 	<p>8-10 feet tall 6-8 feet wide</p>	<p>Evergreen</p> <p>Hardy to 0 degrees</p>	<p>Small, white, fragrant flowers in fall. Holly-like green leaves. Not super dense, may be able to see through a little bit.</p> <p><b>Deer rating: 9/10</b></p>	

<p><b>Pampas Grass</b> <i>Cortaderia selloana</i></p> 	<p>8-10 feet tall 6-8 feet wide</p> <p>*dwarf variety grows to 5-6 feet tall and spread</p>	<p>Evergreen</p> <p>Hardy to 15-20 degrees</p>	<p>Clumping green grass grows very large. Graceful, fluffy white plumes begin in summer.</p> <p>This grass is very invasive on the CA coast, but not in our colder climate.</p> <p><b>Deer rating: 10/10</b></p>	
<p><b>Oleander</b> <i>Nerium</i></p>  	<p>8-12 feet tall 8-10 feet wide</p>	<p>Evergreen</p> <p>Hardy to 20 degrees</p>	<p>Red, white, or pink flowers all summer. Drought-tolerant once established. Toxic if ingested. White variety generally grows largest and fastest.</p> <p><b>Deer rating: 10/10</b></p>	
<p><b>Upright Juniper</b> <i>Juniperus</i> 'Wichita Blue', 'Blue Point', or 'Spartan'</p> 	<p>10-15 feet tall 4-6 feet wide</p>	<p>Evergreen</p> <p>Hardy to minus 25 degrees</p>	<p>Broadly pyramidal coniferous shrub/tree with green or silver-blue foliage (depending on variety). Little maintenance – doesn't require pruning but may grow denser if pruned.</p> <p><b>Deer rating: 9/10</b></p>	
<p><b>Pineapple Guava</b> <i>Feijoa sellowiana</i></p>  	<p>12-15 feet tall 12-15 feet wide</p>	<p>Evergreen</p> <p>Hardy to 15-20 degrees</p>	<p>Grey-green leaves similar to olive leaf. Red and white (edible) flowers in early summer. Edible fruit in December.</p> <p><b>Deer rating: 8/10</b></p>	

<p><b>Bamboo</b> <i>Phyllostachys</i></p>	<p>15-20 feet tall Spreads continuously if given the chance <i>*Clumping bamboos do not invade</i></p> 	<p>Evergreen  <b>Hardy to minus 10 degrees</b></p>	<p>Invasive grass with many varieties to choose from (black, golden, variegated) Best kept in pots to avoid takeover. If planted, will spread indefinitely with underground runners.</p> <p><b>Deer rating: 8/10</b></p>	
<p><b>Nellie Stevens Holly</b> <i>Ilex 'Nellie Stevens'</i></p>	<p>15-30 feet tall 10-20 feet wide</p>	<p>Evergreen  <b>Hardy to minus 10 degrees</b></p>	<p>Leathery dark green leaves with light green undersides. Bright red berries in winter. Will get more berries with a male pollinator nearby.</p> <p><b>Deer rating: 8/10</b></p>	
<p><b>'Little Gem' Magnolia</b> <i>Magnolia 'Little Gem'</i></p> <p><b>(Moderately drought-tolerant once established)</b></p>	<p>20-25 feet tall 10-15 feet wide</p> <p><i>*Clumping bamboos do not invade</i></p>	<p>Evergreen  <b>Hardy to 15 degrees</b></p>	<p>Tropical-looking tree with dark green, glossy foliage and compact, narrow form. Very attractive, large, white, fragrant flowers in early summer.</p> <p><b>Deer rating: 9/10</b></p>	
<p><b>'Green Giant' Arborvitae</b> <i>Thuja 'Green Giant'</i></p> 	<p>30-40 feet tall 12-20 feet wide</p>	<p>Evergreen  <b>Hardy to minus 15 degrees</b></p>	<p>Dense, cedar-like tree with pyramidal shape. Green foliage has gold tinge in winter. Can be left natural or pruned for tighter growth.</p> <p><b>Deer rating: 7/10</b></p>	

<p><b>Deodar Cedar</b> <i>Cedrus deodara</i></p>	<p>40-50 feet tall 20-30 feet wide</p>	<p>Evergreen  Hardy to minus 10 degrees</p>	<p>Medium-growing tree with dark grayish-green, graceful, drooping branches and feathery foliage with upright cones.  <b>Deer rating: 9/10</b></p>	
<p><b>Colorado Blue Spruce</b> <i>Picea pungens</i>  (Moderately drought-tolerant once established)</p>	<p>50-60 feet tall 15-25 feet wide  *dwarf varieties like 'Fat Albert' grow to 15-20 feet tall/wide</p>	<p>Evergreen  Hardy to minus 35 degrees</p>	<p>Slow-growing, natural Christmas-tree shape. Attractive silvery-blue foliage.  *some Spruce can actually be green. Green ones never becomes blue and blue ones never becomes green.  <b>Deer rating: 10/10</b></p>	



















→ this symbol indicates plants that can survive drought once established. It takes 1-2 years of regular watering for a plant to be fully established. In general, plants will look better with regular water, but drought-tolerant plants can survive times when water is not available.



→ this symbol indicates plants that are considered fire-wise, meaning that they are more resistant to wildfire due to their growth habits. Plants with this symbol were found online in lists of 'fire safe' plants.

Scroll down for California Native ideas!

Plant Name	Height & Spread	Evergreen or Deciduous	Description	Photo
<p><b>Eve Case Coffeeberry</b> <i>Rhamnus californica</i> 'Eve Case'</p> 	<p>4-6 feet tall 4-6 feet wide</p> 	<p>Evergreen</p> <p>Hardy to 10 degrees</p>	<p>Dark green leaves. Small, greenish flower clusters in summer. Large, red berries in fall.</p> <p><b>Deer rating: 8/10</b></p>	
<p><b>Christmas Berry or Toyon</b> <i>Heteromeles arbutifolia</i></p> 	<p>6-8 feet tall 4-5 feet wide</p> <p>*can grow to 15+ feet tall with time</p> 	<p>Evergreen</p> <p>Hardy to minus 5 degrees</p>	<p>Leathery, oval, toothed green leaves. White flowers in summer. Bright red berries in winter. Drought-tolerant once established.</p> <p><b>Deer rating: 6/10</b> *protect from deer until majority of plant is out of their reach</p>	
<p><b>Pacific Wax Myrtle</b> <i>Myrica californica</i></p>	<p>6-18 feet tall and wide</p> 	<p>Evergreen</p> <p>Hardy to minus 0 degrees</p>	<p>Fast-growing, grows into a nice screen. Glossy green leaves with light green underside. Spicy but pleasant aroma. Tiny flowers and dark berry clusters.</p> <p><b>Deer rating: 8/10</b></p>	
<p><b>Incense Cedar</b> <i>Calocedrus decurrens</i></p> 	<p>40-60 feet tall 10-20 feet spread</p> 	<p>Evergreen</p> <p>Hardy to minus 5 degrees</p>	<p>Green foliage is aromatic when crushed. Drought-tolerant once established. Needs full sun to keep foliage all the way down to base.</p> <p><b>Deer rating: 8/10</b></p>	

<p><b>Giant Sequoia</b> <i>Sequoiadendron gigantea</i></p> <p><b>(Moderately drought-tolerant once established)</b></p>	<p>70-80 feet tall 20-50 feet spread</p> 	<p>Evergreen</p> <p>Hardy to minus 5 degrees</p>	<p>Largest tree in the world by mass. Drought-tolerant once established. Does best at higher elevations. Needs full sun to keep foliage all the way down to the base.</p> <p><b>Deer rating: 8/10</b></p>	
<p><b>Douglas Fir</b> <i>Pseudotsuga menziesii</i></p> <p><b>(Moderately drought-tolerant once established)</b></p>	<p>70-150 feet tall 20-30 feet spread</p> 	<p>Evergreen</p> <p>Hardy to minus 5 degrees</p>	<p>Second-tallest conifer in the world. Soft green foliage, new growth may be lime green. Low water needs once established. Popular cut Christmas tree.</p> <p><b>Deer rating: 8/10</b></p>	
<p><b>Coastal Redwood</b> <i>Sequoia sempervirens</i></p> <p><b>(Moderately drought-tolerant once established)</b></p>	<p>70-200 feet tall 25-80 feet wide</p> 	<p>Evergreen</p> <p>Hardy to 15 degrees</p>	<p>Fast-growing. Tallest tree in the world. Native to Santa Cruz area. Keeps foliage all the way to the base regardless of sun exposure. Happiest with regular water.</p> <p><b>Deer rating: 8/10</b></p>	