













**Shade: privacy screening
for NO DEER areas**

CLICK TO TAKE THE QUIZ AGAIN → www.solomonsgardens.net/quiz

Plant Name	Height & Wide	Evergreen or Deciduous	Description	Photo
<p>Rhododendron <i>Rhododendron</i></p> <p>*for part shade areas</p> <p>Tolerates drought once established, but drought make it more susceptible to disease</p>	<p>4-6 feet tall 3-5 feet wide</p>	<p>Evergreen</p> <p>Hardy to minus 20 degrees</p>	<p>One of the most popular flowering shrubs for shade. Dense green foliage year-round and large, showy flowers in spring. Flowers may be white, pink, red, purple, or soft yellow.</p>	
<p>'Sundance' Mexican Orange <i>Choisya ternata</i> 'Sundance'</p> <p>*for part shade areas</p> 	<p>4-8 feet tall 4-8 feet wide</p>	<p>Evergreen</p> <p>Hardy to 20 degrees</p>	<p>Aromatic, chartreuse-yellow leaves that grow in groups of 3. Fragrant, orange-scented, white flowers in spring.</p>	
<p>Camellia <i>Camellia sasanqua</i> or <i>japonica</i></p> <p>*for part shade areas</p> 	<p>6-10 feet tall 4-8 feet wide</p>	<p>Evergreen</p> <p>Hardy to 10 degrees</p>	<p>Somewhat slow-growing shrub with year-round interest. Dark green, glossy leaves and extremely showy flowers in late fall/winter/early spring. Flowers can be red, white, pink, or two colors.</p>	






<p>Holly Osmanthus <i>Osmanthus heterophyllus</i></p> <p>*for sun or part shade areas</p> 	<p>8-10 feet tall 6-8 feet wide</p>	<p>Evergreen</p> <p>Hardy to 15 degrees</p>	<p>Small, white, fragrant flowers in fall. Holly-like green leaves. Foliage is not always very dense, so you may see through it somewhat.</p>	
<p>Hicks Yew <i>Taxus media 'Hicksii'</i></p> <p>*for part sun or part shade areas</p> 	<p>10-12 feet tall 3-4 feet wide</p>	<p>Evergreen</p> <p>Hardy to 0 degrees</p>	<p>Grows slowly with a narrow, columnar habit. Foliage is dense, glossy green, and needle-like and grows on long, upright branches. Bright red berries in autumn add nice color and contrast.</p>	
<p>Boxleaf Azara <i>Azara microphylla</i></p> <p>*for part sun or part shade areas</p> <p>Once established, handles short periods of drought</p>	<p>12-18 feet tall 6-8 feet wide</p>	<p>Evergreen</p> <p>Hardy to 15 degrees</p>	<p>Tree with fountain-like, arching shape. Tiny, shiny, green leaves year-round. Tiny, yellow, vanilla-scented flowers in late winter. Foliage is not always very dense, so you may see through it somewhat.</p>	

<p>Green Giant Arborvitae <i>Thuja 'Green Giant'</i></p> <p>*for part sun or part shade areas</p> 	<p>30-40 feet tall 8-12 feet wide</p>	<p>Evergreen</p> <p>Hardy to 0 degrees</p>	<p>Dense, cedar-like tree with pyramidal shape. Green foliage has gold tinge in winter. Can be left natural or pruned for tighter growth.</p>	
--	---	--	---	---



→ this symbol indicates plants that can survive drought once established. It takes 1-2 years of regular watering for a plant to be fully established. In general, plants will look better with regular water, but drought-tolerant plants can survive times when water is not available.

Scroll down for California Native ideas!

Plant Name	Height & Spread	Evergreen or Deciduous	Description	Photo
<p>Oregon Grape <i>Mahonia aquifolium</i></p> 	<p>3-6 feet tall 2-5 feet wide</p>	<p>Evergreen <i>Hardy to minus 10 degrees</i></p>	<p>Glossy, leathery, holly-like green leaves turn reddish in the fall. Bright yellow flower clusters in spring. Blue-black berry in summer. Drought-tolerant once established, but looks best with moderate water.</p>	
<p>Coffeeberry <i>Rhamnus</i></p> 	<p>4-6 feet tall 4-6 feet wide</p> <p><i>*there are many varieties, height and spread may vary</i></p>	<p>Evergreen <i>Hardy to 5 degrees</i></p>	<p>Leathery, dark green leaves. Insignificant yellow-green flowers attract pollinators. Showy berries start green and mature to red-black. Berries are loved by birds. Drought-tolerant once established.</p>	
<p>Toyon <i>Heteromeles arbutifolia</i></p> <p><i>*for part sun or part shade areas</i></p> 	<p>6-8 feet tall 4-5 feet wide</p> <p><i>*can grow to 15+ feet tall with time</i></p>	<p>Evergreen <i>Hardy to 10 degrees</i></p>	<p>Shrub or small tree with mounding habit. Thick, waxy green leaves are sharply toothed. Small white flowers in early summer. Bright red berries around Christmas time.</p>	