




**Shade: small trees
for NO DEER areas**

CLICK TO TAKE THE QUIZ AGAIN → www.solomonsgardens.net/quiz

Plant Name	Height & Spread	Evergreen or Deciduous	Description	Photo
<p>Japanese Maple <i>Acer palmatum</i></p> <p>*best in areas with morning sun and afternoon shade</p>	<p>Many varieties available:</p> <p>Smallest types are under 5 feet tall and wide</p> <p>Largest are 15-18 feet tall and wide</p>	<p>Deciduous</p> <p>Hardy to 0 degrees or below</p>	<p>Elegant trees that can be weeping or upright. Maple-shaped leaves may be full, lacy, deeply cut, small, or have other features. Leaves can be shades of green, shades of red, or variegated. Amazing fall color.</p>	
<p>Ruby Falls Weeping Redbud <i>Cercis canadensis 'Ruby Falls'</i></p> <p>* for part sun or part shade areas</p> 	<p>6-8 feet tall 5-6 feet spread</p>	<p>Deciduous</p> <p>Hardy to 0 degrees or below</p>	<p>Unique weeping tree with large, purple, heart-shaped leaves. Leaves turn bright yellow for fall. Dark rose flower clusters cover branches and stems before leaves emerge in spring.</p> <p><i>Leaves may turn green with too much shade.</i></p>	
<p>Dappled Willow <i>Salix integra 'Hakuro Nishiki'</i></p> <p>*for part sun or part shade areas</p>	<p>8-10 feet tall 8-10 feet wide</p>	<p>Deciduous</p> <p>Hardy to minus 20 degrees</p>	<p>Weeping branches, striking pink stems & buds. Leaves are green with white variegation, and pink highlights.</p> <p><i>More often grown as shrub, but can be made into tree</i></p>	

<p>Boxleaf Azara <i>Azara microphylla</i></p> <p>*for part sun or part shade areas</p>	<p>12-18 feet tall 6-8 feet spread</p>	<p>Evergreen</p> <p>Hardy to 5 degrees</p>	<p>Tree with fountain-like, arching shape. Tiny, shiny, green leaves year-round. Tiny, yellow, vanilla-scented flowers in late winter.</p>	
<p>Eastern Dogwood <i>Cornus florida</i></p> <p>*for part sun or part shade areas</p>	<p>15-25 feet tall 15-20 feet wide</p>	<p>Deciduous</p> <p>Hardy to 0 degrees or below</p>	<p>Large, showy flowers in spring. Flowers are pink or white, depending on type. Leaves turn orange, red, and/or pink in fall. Red berries mature in fall.</p>	
<p>Tricolor Beech <i>Fagus sylvatica 'Tricolor'</i></p> <p>*for part sun or part shade areas</p>	<p>20-30 feet tall 10-20 feet spread</p>	<p>Deciduous</p> <p>Hardy to minus 20 degrees</p>	<p>Unique tree with variegated leaves that may include shades of red, pink, and purple. Leaves turn coppery for fall. Seeds produced in fall are edible. Handles sun as well, but color fades during summer months.</p>	








→ this symbol indicates plants that can survive drought once established. It takes 1-2 years of regular watering for a plant to be fully established. In general, plants will look better with regular water, but drought-tolerant plants can survive times when water is not available.

Scroll down for California Native ideas!

California Native Options ↓

[CLICK TO TAKE THE QUIZ AGAIN → www.solomonsgardens.net/quiz](http://www.solomonsgardens.net/quiz)

Plant Name	Height & Spread	Evergreen or Deciduous	Description	Photo
<p>Western Redbud <i>Cercis occidentalis</i></p> <p>*for part sun or part shade areas</p> 	<p>15-20 feet tall 15-20 feet wide</p>	<p>Deciduous</p> <p>Hardy to 15 degrees</p>	<p>Tight clusters of flowers before leaves, all over the stems and branches. Flowers are purplish-pink and very showy. Green leaves are somewhat heart-shaped. Long, flat, brown seed pods and yellow fall color. <i>Usually multi-trunk but can be trained as standard tree.</i></p>	
<p>Vine Maple <i>Acer circinatum</i></p> <p>*for part sun or part shade areas</p> 	<p>10-15 feet tall 15-20 feet spread</p>	<p>Deciduous</p> <p>Hardy to minus 20 degrees</p>	<p>Full maple leaves are almost circular. Sprawling, vine-like growth habit. Leaves turn red-orange in fall. Can handle sun as well</p>	
<p>Pacific Dogwood <i>Cornus nuttallii</i></p> <p>*for full sun or part shade areas</p> 	<p>20-40 feet tall 10-25 feet wide</p>	<p>Deciduous</p> <p>Hardy to 15 degrees</p>	<p>Simple oval leaves are green and turn shades of pinks, oranges, and red in fall. Large white flowers in spring. Pink-red berry clusters in fall and winter.</p>	