






















**Shade perennials  
for DEER areas**

**CLICK TO TAKE THE QUIZ AGAIN → [www.solomonsgardens.net/quiz#go](http://www.solomonsgardens.net/quiz#go)**

Plant Name	Height & Spread	Evergreen or Deciduous	Description	Photo
<p><b>Spotted Dead Nettle</b> <i>Lamium</i> 'Beacon Silver'</p>  	<p>6-8 inches tall 1-2 feet wide but can spread indefinitely</p>	<p>Semi-evergreen  Hardy to 0 degrees</p>	<p>Heart-shaped, silvery-white leaves with green edges form a lush groundcover. Small, pale pink flowers starting in mid-spring.</p> <p><b>Deer rating: 8/10</b></p>	
<p><b>'Chartreuse on the Loose' Catmint</b> <i>Nepeta</i> <i>hybrid</i></p>  	<p>8-10 inches tall 20-24 inches wide</p>	<p>Semi-evergreen  Hardy to minus 30 degrees</p>	<p>Bright chartreuse yellow leaves. Clusters of lavender blue flowers just above the foliage and appear all summer long. <i>For light shade areas, not for heavy shade.</i></p> <p><b>Deer rating: 9/10</b></p>	
<p><b>Japanese Sacred Lily</b> <i>Rohdea</i> <i>japonica</i></p>  <p><i>(Fire resistance unknown)</i></p>	<p>8-12 inches tall 8-12 inches wide</p>	<p>Evergreen  Hardy to 5 degrees</p>	<p>Tropical-looking plant with thick dark green blades. Insignificant, pale-yellow flowers in spring. Cones of bright red berries provide winter interest.</p> <p><b>Deer rating: 9/10</b></p>	

<p><b>'Summer Sunshine' Germander</b> <i>Teucrium chamaedrys</i> 'Summer Sunshine'</p> 	<p>8-12 inches tall 12-18 inches wide</p> 	<p>Deciduous</p> <p>Hardy to minus 20 degrees</p>	<p>Small, glossy golden-green leaves with serrated edges. Purple-rose flower spikes in summer makes nice contrast against foliage.</p> <p><b>Deer rating: 8/10</b></p>	
<p><b>Bleeding Heart</b> <i>Dicentra</i></p>	<p>12-18 inches tall 12-18 inches wide</p> 	<p>Deciduous (melts to ground for winter)</p> <p>Hardy to minus 20 degrees</p>	<p>Delicate, fern-like grayish-green foliage. Long-blooming bell shaped flowers starting in late spring. Blooms may be pink or white.</p> <p><b>Deer rating: 9/10</b></p>	
<p><b>Heartleaf Bergenia</b> <i>Bergenia cordifolia</i></p> <p>(Moderately drought-tolerant once established)</p>	<p>12-18 inches tall 1-2 feet wide</p> 	<p>Evergreen</p> <p>Hardy to minus 30 degrees</p>	<p>Large, glossy, heart-shaped leaves are dark green in summer and turn purplish-bronze in winter. Small pink flowers in early spring.</p> <p><b>Deer rating: 8/10</b></p>	
<p><b>Royal Purple Lily Turf</b> <i>Liriope muscari</i> 'Royal Purple'</p> 	<p>12-18 inches tall 12-18 inches wide</p> 	<p>Evergreen</p> <p>Hardy to 0 degrees</p>	<p>Grass-like green blades year-round. Spikes of deep purple flowers rise above foliage in summer.</p> <p><i>Other varieties: 'Silvery Sunproof' is yellow variegated, 'Silver Dragon' is white variegated, 'Pee Gee Ingot' has bright yellow blades</i></p> <p><b>Deer rating: 9/10</b></p>	

<p><b>Lady Lenton Rose</b> <i>Helleborus</i></p> 	<p>12-18 inches tall 1-2 feet wide</p>	<p>Evergreen</p> <p>Hardy to minus 20 degrees</p>	<p>Thick, green leaves year-round. Showy, often drooping flowers in late winter and early spring. Many flower colors including white, yellow, pink, purple, and a mix.</p> <p><b>Deer rating: 9/10</b></p>	
<p><b>Golden Oregano</b> <i>Origanum 'Aureum'</i></p> 	<p>12-18 inches tall 12-18 inches wide</p>	<p>Deciduous</p> <p>Hardy to minus 20 degrees</p>	<p>Low mound of golden yellow leaves. Leaves are aromatic which deter deer. Spikes of pink, trumpet-shaped flowers in summer.</p> <p><b>Deer rating: 10/10</b></p>	
<p><b>Cast Iron Plant</b> <i>Aspidistra elatior</i></p>  	<p>1-3 feet tall 2-3 feet wide</p>	<p>Evergreen</p> <p>Hardy to 15-20 degrees</p>	<p>Glossy, dark green, upright leaves. Small purplish flowers under foliage are often not seen. <i>Can handle partial to full shade.</i></p> <p><b>Deer rating: 8/10</b></p>	
<p><b>False Goat's Beard</b> <i>Astilbe</i></p> 	<p>1-3 foot tall 1-2 feet wide</p>	<p>Deciduous</p> <p>Hardy to minus 30 degrees</p>	<p>Glossy, fern-like green foliage. Airy, plume-like flowers rise above leaves in summer. Flowers may be red, white, pink, or lilac.</p> <p><b>Deer rating: 9/10</b></p>	

<p><b>Pestilence Wort</b> <i>Petasites hybridus</i></p> <p><i>Can invade and take over a space.</i></p>	<p>2-3 feet tall 3-5 feet wide</p> <p><b>(Fire resistance unknown)</b></p>	<p>Deciduous</p> <p>Hardy to minus 20 degrees</p>	<p>Giant rhubarb-like green leaves spring-fall, melts away for winter. Very unique, pinkish flower spike emerge in early spring before leaves. Flowers are loved by bees.</p> <p><b>Deer rating: 7/10</b></p>	
<p><b>Common Foxglove</b> <i>Digitalis purpurea</i></p>  	<p>3-5 feet tall 1-2 feet wide</p>	<p>Deciduous</p> <p>Hardy to minus 20 degrees</p>	<p>Tall spires of tubular, rosy-purple flowers in summer. Flowers have speckled throats and rise from a rosette of oblong, deep green leaves. <i>Toxic if ingested.</i> <b>Considered a biennial or short-lived perennial.</b></p> <p><b>Deer rating: 10/10</b></p>	
<p><b>Autumn Fern</b> <i>Dryopteris erythrosora</i></p>	<p>18-24 inches tall 18-24 inches wide</p>	<p>Semi-evergreen</p> <p>Hardy to minus 30 degrees</p>	<p>Arching green fronds emerge copper-red to red-orange. Likes moist, shaded areas.</p> <p><b>Deer rating: 9/10</b></p>	



→ this symbol indicates plants that can survive drought once established. It typically takes 1-2 years of regular water for a new plant to be established. In general, plants look better with regular water, but drought-tolerant plants can survive times when water is not available.











→ this symbol indicates plants that are considered fire-wise, meaning that they are more resistant to wildfire due to their growth habits. Plants with this symbol were found online in lists of 'fire safe' plants.

Scroll down for California Native ideas!

# California Native Options ↓

[CLICK TO TAKE THE QUIZ AGAIN → www.solomonsgardens.net/quiz](http://www.solomonsgardens.net/quiz)

Plant Name	Height & Spread	Evergreen or Deciduous	Description	Photo
<b>Wild Ginger</b> <i>Asarum caudatum</i>	4-6 inches tall 1-2 feet wide	Evergreen  Hardy to 15 degrees	Green, heart-shaped leaves release a spicy, ginger-and-citrus fragrance when crushed. Purplish-brown flowers in early summer.  <b>Deer rating: 8/10</b>	
<b>Pacific Coast Hybrid Iris</b> <i>Iris PCH</i>	12-18 inches tall 2-3 feet wide   	Evergreen  Hardy to 5 degrees	Clumps of sword-shaped, arching green blades. Flowers in spring. Usually flowers blue-purple but can range from pale cream to reddish-purple.  <b>Deer rating: 9/10</b>	
<b>Meadow Penstemon</b> <i>Penstemon heterophyllus</i>	18-24 inches tall 2-3 feet wide   	Evergreen  Hardy to 15 degrees	Deep green, narrow leaves. Spikes of tubular, violet-blue flowers begin in late spring. Very striking flowers.  <b>Deer rating: 8/10</b>	
<b>Monkey Flower</b> <i>Mimulus</i>	1-3 feet tall 1-2 feet wide   	Semi-evergreen  Hardy to 20 degrees	Sticky green leaves. Blooms spring -summer with showy flowers that are usually yellow or orange, but some varieties have red. <i>May flower less in heavy shade.</i>  <b>Deer rating: 8/10</b>	

<p><b>Western Sword Fern</b> <i>Polystichum munitum</i></p> <p><i>Another favorite native fern is Giant Chain Fern which grows 4-6 feet.</i></p>	<p>2-4 feet tall 2-4 feet wide</p>	<p>Evergreen</p> <p>Hardy to 0 degrees</p>	<p>Beautiful textured fern with glossy, leathery, toothed, dark green foliage. Likes moist, shaded areas.</p> <p><b>Deer rating: 9/10</b></p>	
--	--	--	---	---